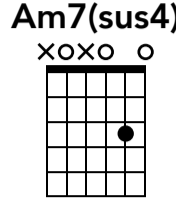
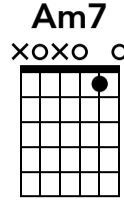
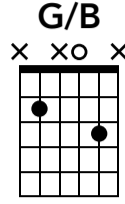
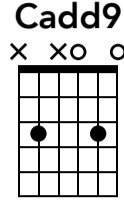
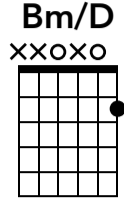
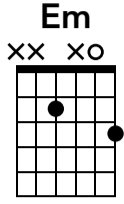


"5 A.M."

David Gilmour
(acoustic guitar part)



♩ = 73

Em

let ring throughout

Bm/D

s.guit.

Musical notation for measures 1-2. Treble clef, key signature of one sharp (F#), 4/4 time signature. Measure 1 starts with a first finger (1) on the D string. Measure 2 starts with a second finger (2) on the D string. The bass line shows fret numbers for strings T, A, and B.

Cadd9

G/B

Musical notation for measures 3-4. Measure 3 starts with a third finger (3) on the D string. Measure 4 starts with a fourth finger (4) on the D string. The bass line shows fret numbers for strings T, A, and B.

Am7

Am7(sus4)

G/B

Musical notation for measures 5-6. Measure 5 starts with a fifth finger (5) on the D string. Measure 6 starts with a sixth finger (6) on the D string. The bass line shows fret numbers for strings T, A, and B.

Cadd9

G/B

Musical notation for measures 7-8. Measure 7 starts with a seventh finger (7) on the D string. Measure 8 starts with an eighth finger (8) on the D string. The bass line shows fret numbers for strings T, A, and B.

Am7

Am7(sus4)

G/B

Musical notation for measures 9-10. Measure 9 starts with a ninth finger (9) on the D string. Measure 10 starts with a tenth finger (10) on the D string. The bass line shows fret numbers for strings T, A, and B.

Cadd9 G/B

11 12

TAB

3 0 3 0 3 0 0 3 0 3 0

3 2

repeat to fade

Em Bm/D

13 14

TAB

0 3 0 3 0 3 0 0 2 0 2 0 2 0

2 0

Cadd9 G/B

15 16

TAB

0 3 0 0 3 0 3 0 3 0 3 0 3 0

3 2